



---

## BUDGET AND TREASURY REPORT

---

Report as of April 30 2024

APRIL 30, 2024  
MOPANI DISTRICT MUNICIPALITY  
Section 71 Report

*Table of Contents*

<b>1. Executive Summary</b>	<b>2</b>
<b>2. Financial Overview</b>	<b>3</b>
<b>3. Grant Management</b>	<b>7</b>
<b>3.4 Creditors aging analysis</b>	<b>8</b>
<b>4. Revenue Management</b>	<b>9</b>
<b>5. Assets and Fleet Management</b>	<b>17</b>
<b>5.1. FINANCIAL</b>	<b>17</b>
5.1.1 Asset Management (MFMA, section 63)	<b>Error! Bookmark not defined.</b>
<b>5.2. ASSET DISPOSAL ANALYSIS REPORT</b>	<b>Error! Bookmark not defined.</b>
<b>6. SUPPLY CHAIN MANAGEMENT</b>	<b>50</b>
Orders per supplier below R100 000 for 30 April 2024	<b>Error! Bookmark not defined.</b>
Publication of bids 30 April 2024	<b>Error! Bookmark not defined.</b>
<b>6.3. Contract Management</b>	<b>Error! Bookmark not defined.</b>

-

## **1. Executive Summary**

### **1.1.1 Introduction**

Section 71(1) of the Municipal Finance Management Act (MFMA) requires from the Municipal Manager, as Accounting Officer of the Municipality, to submit a report in a prescribed format to the mayor and respective provincial treasury within 10 working days after the end of each month on the state of the municipality's budget for that month and for the financial year up to the end of that month.

### 1.1.1 Consolidated Performance

Statement of financial performance (Table c2, c4)

#### REVENUE (Table c2, c4)

The municipal Revenue budget for the year was approved at R1.78 billion to cater for operational activities and R513 million for capital expenditure. An amount of R2.3 billion as of 30 April 2024 was received, included in the 2.3 billion, amount of 1.2 billion is for equitable shares received from National Treasury. Out of R895 million received for capital, only R715 million has been recognized as income for meeting the condition of the grant. The WSIG 6B expenditure as of 30 April 2024 is at R423.1 million.

VDM Repayment revenue YTD amount to 9.3 million and Vat Refundable YTD amount to 145.8 million as 30 April 2024.

The municipality is currently recognizing conditional grant such as Municipal Infrastructure Grant as liability which is the requirements with generally Accepted Accounting Practice (GRAP 23). This grant will only be recognized as revenue once they have meet conditions of those grants.

## 2. Financial Overview

Figure 1: Statement of Financial Performance

### 2.1 Statement of financial Performance

#### a). Operating Revenue

##### i. Service charges (GRAP 9)

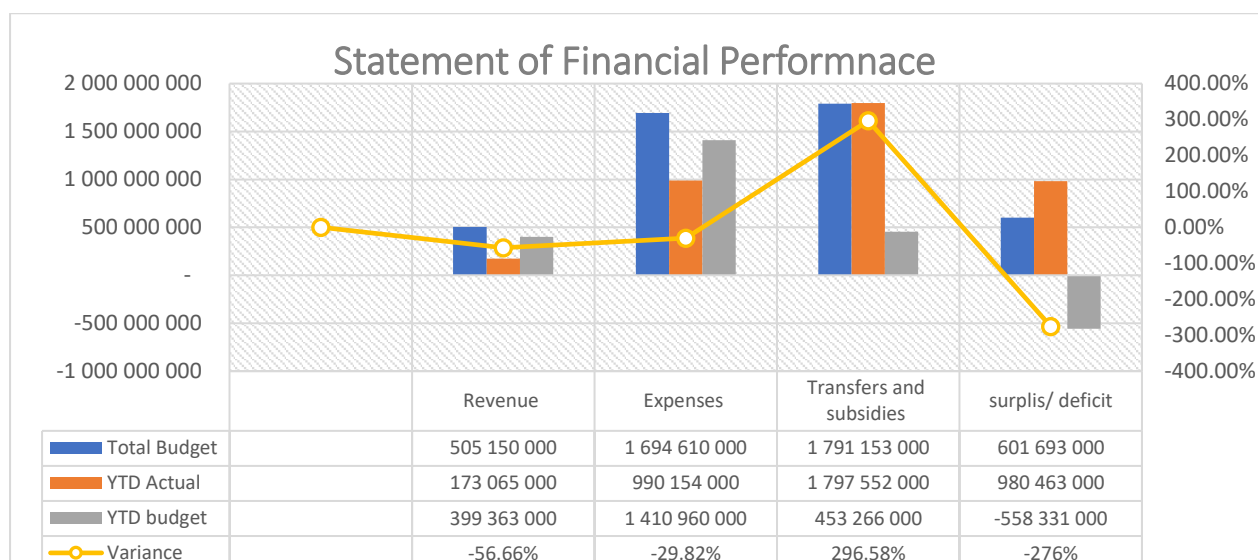
The services charges for water charged to consumers is at R84 million of the YTD Actual when compared to the YTD Budget of R239.9 million and the variances -64.9%. The service charges for sanitation is at 15 million of the YTD Actual when compared to the YTD Budget of R31 million and the variance is -52% as at the period ending 30 April 2024.

The system vendor is in the process of uploading customer information on the system the process of consolidating billing from local municipalities is in progress and remains slow due to lack of agreements with local municipalities and shall be automated on the system.

- i. **Transfers and Subsidies Operational**— the municipalities is at R1.2 billion of the YTD Actual when compared to the YTD Budget of R1.06 billion, the variance is 20.86% on operating grants and subsidies as at the end of the period ended the 30 April 2024. The Municipality performed well in a very low variance difference compared to the prior month.

## Budget and Treasury Reporting

- ii. **Transfers and Subsidies Capital**– the municipalities is at 511 million of the YTD Actual when compared to the YTD Budget of R436 million, the variance is 16.99 on capital grants and subsidies as at the end of the period ended the 30 April 2024. The variance is due to straight line budgeting and WSIG is not included in the monthly movement. The YTD actual for WSIG 6B is at 423 million.
- iii. **Interest earned on Current and Non-Current Assets** –Interest earned on current and non-current asset is R23 million of the YTD Actual when compared to the YTD Budget of R3 million. The variance is at 613.9% the variance is due to the performance of the non-payment of historical debts. The debtor's information is not being calculated as result of the Municipality is not able to account for the interest on debtors. The district has embarked on implementing a range of revenue collection strategies to optimize the collection of debt owned by consumers through locals. The service provider has been engaged and the debt module has been activated and in the process of updating customer information. The budget will be adjusted upwards in the adjustment budget.
- iv. **Operational Revenue**-Operational revenue is at R28.8 million YTD Actual when compared to the YTD Budget of 55.2 million,the variance of -47.72%.
- v. **Sale of Goods and rendering services (Tenders)**- Sale of goods and other services including sales from Tenders is R1.5 million of the YTD Actual when compared to the YTD Budget of R3.3 million, the variance of -51.59%, The cost of tender documents has been reduced due to historic data analysis, as a result this will be corrected during budget adjustments.
- vi. **Interest Earned from Receivables**- Interest earned on receivables is at R19.5 million of the YTD Actual when compared to the YTD budget of R66.0 million, the variance -70.47 %.the variance is due to the performance of the non-payment of historical debts. The debtor's information is not being calculated as result of the Municipality is not able to account for the interest on debtors.



## b) Operating Expenditure

- i. **Employee Related Costs** (Salaries and Wages & Social contribution) – Employee related costs expenditure it at R392.3 million of YTD Actual when compared to the YTD Budget of R427.7 million and the variance is -8.27% for the period ended 30 April 2024, which is lower than the expected budget.

This variance is due to vacant posts not yet filled. Majority of this vacant position are already advertised, and the process of shortlisting and interview will be finalised during third quarter. Overtime and leave encashment have been reduced significantly.

- ii. **Councillors Remuneration** – The councillors' remuneration is at R15 million of the YTD Actual when compared to the YTD Budget of R14.9 million the variance is 0.39%. The variance of Remunerations for Councillors has significantly reduced as we adjusted the under budgeted amount during adjustment budget, however we still have a positive variance which is minimal.

### iii. Depreciation

The depreciation is at 0% for the period ending 30 April 2024, the Assets Register is currently being finalised and as such, the Depreciation for the 2023/2024 financial year once the conversion exercise is completed. The depreciation on infrastructure asset category is not aligned to the fixed asset register, not all asset categories were correctly depreciated. The data strings will be corrected and aligned to all asset categories during the adjustment.

- iv. **Debt Impairment-** Currently the municipality is accounting for debt impairment at year end. The municipality is planning to put revenue collection strategies to optimize the collection of

## Budget and Treasury Reporting

debt owned by consumers through its local such as the use debt collectors, improved meter reading and other initiatives.

The Municipality has a council approved Debt write-off policy which does not intend to promote the culture of non-payment and compromise the municipality future cash position, the policy is expected to assist in reducing irrecoverable debt.

- v. **Contracted services** – includes the payments for water tankers, security services, Legal Services, PMU Support, consultants assisting in preparation of AFS and mSCOA. Expenditure is at R192.6 million of the YTD Actual compared to the YTD Budget of R138 million, the variance is 39.56% for the period ending 30 April 2024. The high variance is due to the payment of water tankers on emergency basis and under budgeted on security services.
- vi. **Inventory Consumed** - This figure includes repairs and maintenance of infrastructure and movable assets on an ad hoc basis and the purchase of bulk water purchases from Lepelle Northern Water and Department of Water and Sanitation is at R243.2 million of the YTD Actual compared to the YTD Budget of R340.2 million, the variance is -28.5% for the period ending 30 April 2024. The figure includes repairs and maintenance of infrastructure and movable asset on an ad hoc basis and the purchase of bulk water purchases from Lepelle Northern Water and Department of Water and Sanitation.
- vii. **Operational Costs** – Operational Costs is at R146.7 million of the YTD Actual compared to the YTD Budget of R125.5 million the variance is 16.84% as at the period ended 30 April 2024.
- viii. **Interest Paid** – Interest paid is at R98 thousands of the YTD Actual compared to the YTD Budget of R29.5 million the variance is at -99.67% as the period ended 30 April 2024.

The overall operating expenditure as on the 30 April 2024 is at R990.1 million of the YTD Actual compared to the YTD Budget of R1.4 billion and the variance is -29.82%. The reason for low spending on operational expenditure is non-calculations of the depreciation and debt impairment, and the receiving and issuing of the water inventory and other stores not using the financial system (stores module)

## Detailed statement of Financial Performance

### 2.1 Staff benefits expenditure.

The Municipality staff and councillors benefits to date amount to R407.3 million as compared to the budget of R442.7 million. The overall salary variance is reported at 7.89% as of 30 April 2024.

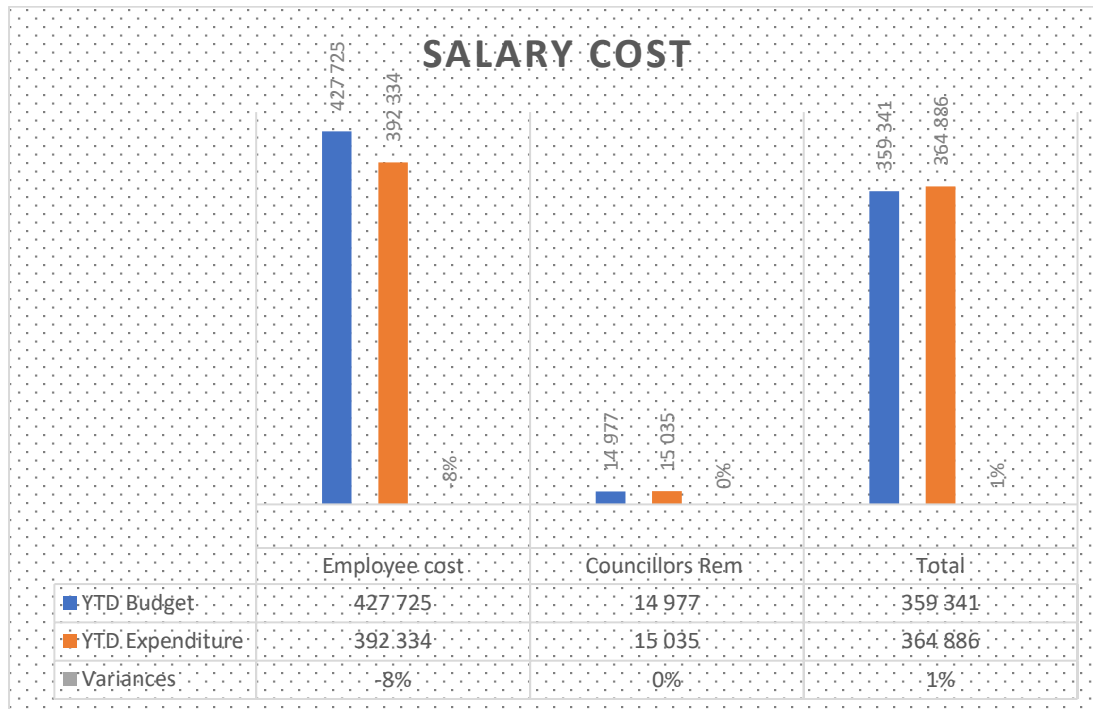


Figure Remuneration Cost

## 2.2 Capital expenditure

The overall capital expenditure as of 30 April 2024 is at R292.1 million of the YTD Actual compared to the YTD Budget of R396.3 million and the variance is - 26.29%. The reason is due to low spending of MIG projects. There is no provision for emergency maintenance and the municipality will provide repairs and maintenance for all categories of asst register during adjustment budget.



Limpopo: Mopani (DC33) - Table C5 Monthly Budgeted Capital Expenditure by Functional Classification and Funding for period

Description						
R thousands	Adjusted Budget	YTD Actual	YTD Budget	YTD Variance	YTD variance %	Full Year Forecast
<b>Capital Expenditure - Functional</b>						
<b>Municipal governance and administration</b>	12,000	-	7,200	(7,200)	(100.00)	12,000
Executive and council						
Finance and administration	12,000		7,200	(7,200)	(100.00)	12,000
Internal audit						
<b>Community and public safety</b>	-	-	-	-	-	-
Community and social services						
Sport and recreation						
Public safety						
Housing						
Health						
<b>Economic and environmental services</b>	-	-	-	-	-	-
Planning and development						
Road transport						
Environmental protection						
<b>Trading services</b>	473,242	292,123	389,119	(96,996)	(24.93)	473,242
Energy sources						
Water management	473,242	292,123	389,119	(96,996)	(24.93)	473,242
Waste water management						
Waste management						
<b>Other</b>						
<b>Total Capital Expenditure - Functional</b>	<b>485,242</b>	<b>292,123</b>	<b>396,319</b>	<b>(104,196)</b>	<b>(26.29)</b>	<b>485,242</b>
<b>Funded by</b>						
National Government	463,242	292,123	383,119	(90,996)	(23.75)	463,242
Provincial Government						
District Municipality						
Transfers and subsidies - capital (monetary allocations) (Nat / Prov Departm Agencies, Households, Non-profit Institutions, Private Enterprises, Public Corporations, Higher Educ Institutions)						
<b>Transfers recognised - capital</b>	<b>463,242</b>	<b>292,123</b>	<b>383,119</b>	<b>(90,996)</b>	<b>(23.75)</b>	<b>463,242</b>
<b>Borrowing</b>						
<b>Internally generated funds</b>	22,000		13,200	(13,200)	(100.00)	22,000
<b>Total Capital Funding</b>	<b>485,242</b>	<b>292,123</b>	<b>396,319</b>	<b>(104,196)</b>	<b>(26.29)</b>	<b>485,242</b>

References

3. Capital expenditure by functional classification must reconcile to the total of multi-year and single year appropriations

6. Include finance leases and PPP capital funding component of unitary payment - total borrowing/repayments to reconcile to changes in Table SA17

### 2.3 Cash Flow statement

The Municipality is having engagements with local municipalities to intensify the implementation of the WSA

Limpopo: Mopani (DC33) - Table C7 Monthly Budgeted Cash Flows ( All ) for period ending (M10) 30 April 2024

Description R thousands	Budget year 2023/24						
	Adjusted Budget	M10 Apr Actual	YTD Actual	YTD Budget	YTD Variance	YTD variance %	Full Year Forecast
<b>CASH FLOW FROM OPERATING ACTIVITIES</b>							
<b>Receipts</b>							
Property rates							
Service charges	325,753			277,055	(277,055)	(100.00)	325,753
Other revenue	96,650	7,118	8,872	58,947	(50,075)	(84.95)	96,650
Transfers and Subsidies - Operational	1,277,122	1,097	1,261,305	1,064,268	197,037	18.51	1,277,122
Transfers and Subsidies - Capital	550,584		477,669	458,820	18,849	4.11	550,584
Interest	4,000	3,269	21,966	3,333	18,632	558.97	4,000
Dividends							
<b>Payments</b>							
Suppliers and employees	(1,345,252)	556,655,028	(387,506)	(1,071,258)	683,752	(63.83)	(1,345,252)
Finance charges	(1,128)			(677)	677	(100.00)	(1,128)
Transfers and Subsidies							
<b>NET CASH FROM/(USED) OPERATING ACTIVITIES</b>	<b>907,729</b>	<b>556,666,512</b>	<b>1,382,305</b>	<b>790,488</b>	<b>591,817</b>	<b>74.87</b>	<b>907,729</b>
<b>CASH FLOWS FROM INVESTING ACTIVITIES</b>							
<b>Receipts</b>							
Proceeds on disposal of PPE							
Decrease (increase) in non-current receivables							
Decrease (increase) in non-current investments							
<b>Payments</b>							
Capital assets	(485,271)	(43,331)	(350,910)	(395,014)	44,104	(11.17)	(485,271)
<b>NET CASH FROM/(USED) INVESTING ACTIVITIES</b>	<b>(485,271)</b>	<b>(43,331)</b>	<b>(350,910)</b>	<b>(395,014)</b>	<b>44,104</b>	<b>(11.17)</b>	<b>(485,271)</b>
<b>CASH FLOWS FROM FINANCING ACTIVITIES</b>							
<b>Receipts</b>							
Short term loans							
Borrowing long term/refinancing							
Increase (decrease) in consumer deposits							
<b>Payments</b>							
Repayment of borrowing							
<b>NET CASH FROM/(USED) FINANCING ACTIVITIES</b>	<b>-</b>	<b>-</b>	<b>-</b>	<b>-</b>	<b>-</b>	<b>-</b>	<b>-</b>
<b>NET INCREASE/ (DECREASE) IN CASH HELD</b>	<b>422,458</b>	<b>556,623,181</b>	<b>1,031,395</b>	<b>395,474</b>	<b>635,921</b>	<b>160.80</b>	<b>422,458</b>
Cash/cash equivalents at the year begin:	169,183	1,252,111	171,211	169,183	2,028	1.20	169,183
Cash/cash equivalents at the year end:	654,364	556,651	556,651	564,657	637,949	112.98	591,641

References  
Supply Chain Management: April 2024  
1. Material variances to be explained in Table SC1

## **2.4 Cash and Cash equivalents**

MOPANI DISTRICT MUNICIPALITY						
CONSOLIDATED BTS FOR APRIL 2024						-387506470
Month	10					(944,157,158.96)
	<b>Statement Description</b>	<b>MAIN ACCOUNT 62854372093</b>	<b>CALL ACCOUNTS</b>	<b>TOTAL</b>		
	<b>Opening balance</b>	<b>33,946,391.97</b>	<b>620,417,448.26</b>	<b>654,363,840.23</b>		
	Interest capitalised	102,262.30	3,166,770.71	3,269,033.01		
	Transfer from Main to Call	-	-	-		
	Transfer to Main Account from call	85,000,000.00	(85,000,000.00)	-		
	Current - Refunds SARS	19,012,059.86	-	19,012,059.86		
	Current - Unallocated deposits	-	-	-		
	Current - ACB (GRANT)	17,241,485.39	-	17,241,485.39		
	Current - Deposits	302,135.98	-	302,135.98		
	Current - Collection from Locals	2,174,181.81	-	2,174,181.81		
	Current - ACB	(112,862,201.51)	-	(112,862,201.51)		
	Current - debit orders	(224,500.22)	-	(224,500.22)		
	Current - ESKOM	(5,406,895.55)	-	(5,406,895.55)		
	Current - Refund Medical aid	-	-	-		
	Current - Bank Charges	(4,307.79)	-	(4,307.79)		
	Current - (Salaries)	(22,315,664.13)	-	(22,315,664.13)		
	Salaries - Unpaid	2,613.60	-	2,613.60		
	Current ACB - Unpaid	1,098,908.28	-	1,098,908.28		
	Current ACB - Double payments	-	-	-		
	<b>Closing balance</b>	<b>18,066,469.99</b>	<b>538,584,218.97</b>	<b>556,650,688.96</b>		
Compiled by : .....				Date: .....		
Reviewed by : .....				Date: .....		

### 3. Grant Management

#### 3.1 Grant Payment Allocation

The table below depicts the amount and the date that the payments were made into the municipality's bank account.

MOPANI DISTRICT MUNICIPALITY									
GRANTS 2023/2024									
Apr-24									
	EQUITABLE SHARES	MIG	FMG	EXP PUBLIC WORKS	RURAL ROADS ASSETS MANAGEMENT GRANT	WSIG SCHEDULE 6B	VDM REPAYMENT	VAT REFUND	TOTAL
BUDGET	1,265,409,000.00	511,548,000.00	3,000,000.00	8,226,000.00	2,370,000.00				1,790,553,000.00
% RECEIVED	98%	92%	100%	100%	100%				
GRANT INCOME	1,239,144,000.00	469,548,000.00	3,000,000.00	8,226,000.00	2,370,000.00	423,121,747.05	9,374,377.53	145,826,360.62	2,300,610,485.20
Jul-23	500,989,000.00	32,897,000.00				25,460,109.92			559,346,109.92
Aug-23	-	-	3,000,000.00	2,178,000.00	1,659,000.00	36,770,099.76			43,607,099.76
Sep-23	-	208,348,000.00				42,003,567.29			250,351,567.29
Oct-23						45,518,324.16		7,473,065.86	52,991,390.02
Nov-23				3,921,000.00		40,983,325.64	3,866,666.67	84,898,715.83	133,669,708.14
Dec-23	421,803,000.00	153,520,000.00				79,621,985.26		9,852,123.04	664,797,108.30
Jan-24						30,108,747.88	3,866,666.67	23,759,429.59	57,734,844.14
Feb-24				2,127,000.00	711,000.00	25,164,458.44	1,641,044.19	830,966.44	30,474,469.07
Mar-24	316,352,000.00	74,783,000.00				80,301,129.16			471,436,129.16
Apr-24						17,189,999.54		19,012,059.86	36,202,059.40
May-24									-
Jun-24									-
TOTAL	1,239,144,000.00	469,548,000.00	3,000,000.00	8,226,000.00	2,370,000.00	423,121,747.05	9,374,377.53	145,826,360.62	2,300,610,485.20
	-26,265,000.00	-42,000,000.00							
		Prepared by		Reviewed by	Approved by				
		Acc: Revenue Signature		Deputy Manager: R Signature	CFO Signature				

### 3.2 Creditors aging analysis.

The total due to creditors above 30 days' amounts to R14.2 million as of 30 April 2024.

	0days	30days	60days	90days	120days	Total			
Other Creditor	56,174,004.46	23,110.51	11,040.00	11,050.00	4,942,206.59	61,161,411.56			
DWS	-	-	3,261,191.67	2,603,307.35	370,517,462.43	376,381,961.45	<i>Invoice last received in February</i>		
Lepelle	-	14,215,278.14	-	-	443,828,649.05	458,043,927.19	<i>Invoice for April not yet received</i>		
	56,174,004.46	14,238,388.65	3,272,231.67	2,614,357.35	819,288,318.07	895,587,300.20			

#### 4. Revenue Management

The Municipality's revenue sources are as follows: -

- Water and sewer service charges
- Fire services charges.
- Environmental Health service charges
- Air Quality services charges
- Sale of tenders

The main own revenue is water and sewer transaction that are done at the local municipalities on behalf of the District Municipality

##### 4.1. Billing on Water and Sewer Services



Municipality	Water Budget	Sewer Budget	YTD Water Billing	YTD Sewer Billing	YTD Water Collection	YTD Sewer Collection	& YTD Receipts vs Billing	
BPM	252,323,471	46,063,168	123,680,219	18,883,170	42,408,559	7,429,090	0	
GGM	24,814,807	463,735	16,894,729	3,362,143	8,636,171	402,645	0	
GLM	11,568,055	6,821	6,743,860	4,626,650	2,671,068	435,842	0	
GTM	62,662,678	2,342,175	38,379,296	11,814,010	22,409,981	4,166,131	0	
MLM	4,356,067	498,705	6,200,155	615,867	3,797,350	976,133	0	
MDM	-	-	22,324,684	-	9,374,378	-	0%	
<b>TOTAL</b>	<b>355,725,078</b>	<b>49,374,604</b>	<b>214,222,943</b>	<b>39,301,840</b>	<b>89,297,507</b>	<b>13,409,841</b>	<b>0</b>	

a) Local Municipalities invoiced as of 31 March 2024

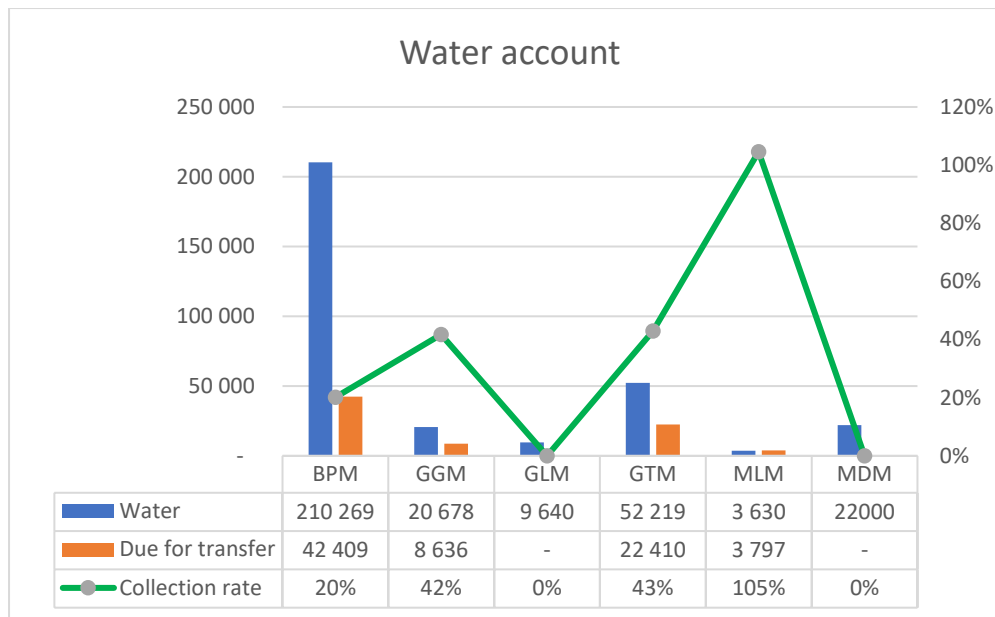


Figure 2: Water account

## b) Sewer Billing

The following graph illustrate the performance of the sewer services.

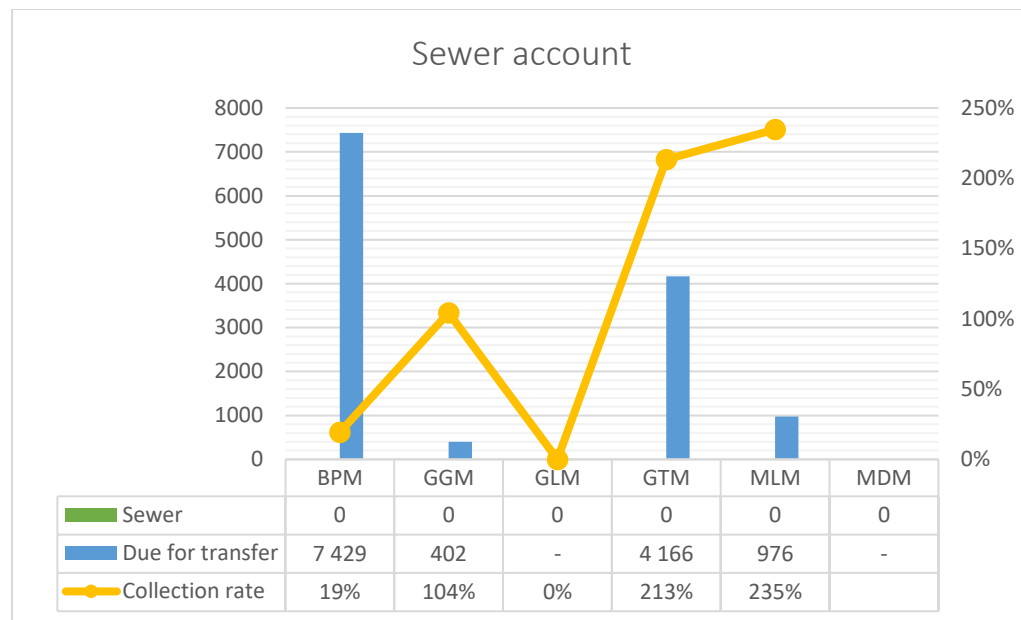


Figure 3: Sewer Account

### c) Local Municipalities Costs Recovery Report (Expenditures)

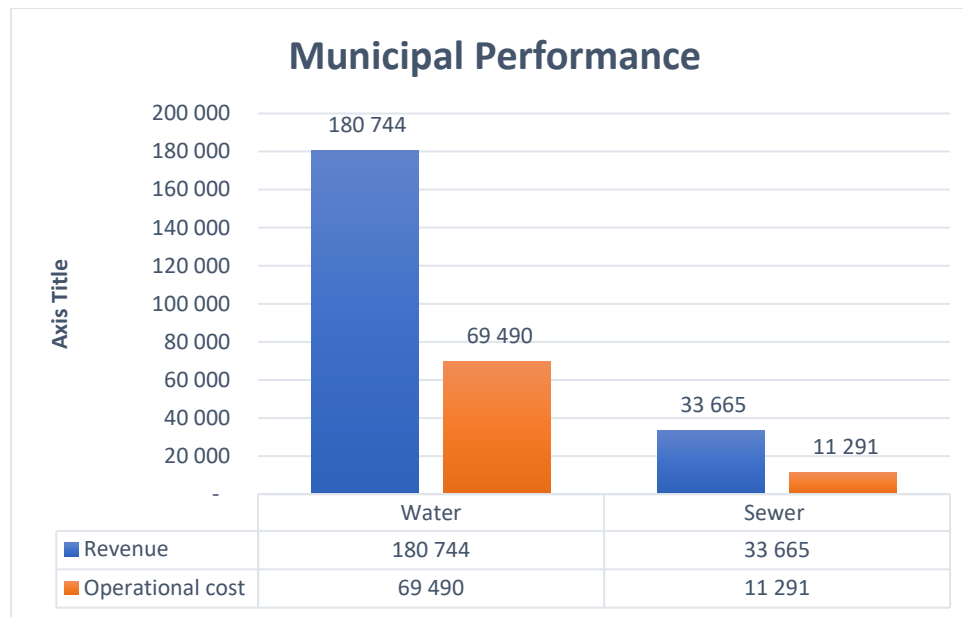


Figure 4: Cost recovery.

The revenue invoiced on water and sewer for functions performed by local municipalities as per the above two tables. Municipalities has not yet transferred the money to the district municipality. As such further engagements with the local municipalities is critical. The local municipalities need to invoice the district on the total expenditures incurred on the water and sewer transactions.

#### 4.2. DEBTORS AGE ANALYSIS

The Municipality aims to effectively implement credit control and debt collection policy specifically on businesses, currently the municipality is in the process of uploading customer information on the system.

**b) Debt age analysis.**

Age Analysis	Sewerage R'000	Water R'000	Total R'000
Current	2,832,035	11,427,419	14,259,453
30 days	4,082,827	20,227,559	24,310,386
60 days	4,223,324	18,102,501	22,325,825
90 days	3,381,062	15,110,319	18,491,381
120 days	3,616,941	15,727,618	19,344,559
150 days plus	295,175,386	1,448,664,833	1,743,840,219
<b>TOTAL</b>	<b>313,311,574</b>	<b>1,529,260,248</b>	<b>1,842,571,823</b>
<b>AGEING PER LOCAL MUNICIPALITY</b>			
<b>WATER</b>		<b>SEWER</b>	
<b>MUNICIPALITY</b>	<b>AMOUNT R'000</b>	<b>MUNICIPALITY</b>	<b>AMOUNT R'000</b>
BPM	1,176,084,368	BPM	207,890,581
GGM	123,610,011	GGM	30,768,995
GLM	34,128,696	GLM	36,528,899
GTM	167,246,821	GTM	37,661,716
MLM	2,864,148	MLM	461,383
MDM	25,326,204	MDM	-
<b>TOTAL</b>	<b>1,529,260,248</b>	<b>TOTAL</b>	<b>313,311,574</b>

## d) Sale Of Goods

Month	Tender	Fire Services	EHS	Total
Jul-23	349,041.21	35,893.11	18,243.48	403,177.80
Aug-23	35,217.41	35,578.89	15,464.33	86,260.63
Sep-23	90,347.84	10,315.45	12,730.41	113,393.70
Oct-23	22,173.91	37,147.67	15,808.70	75,130.28
Nov-23	-	14,659.37	40,123.48	54,782.85
Dec-23	-	30,448.60	11,608.70	42,057.30
Jan-24	10,434.79	7,306.09	30,313.02	48,053.90
Feb-24	402,179.23	49,251.30	21,166.96	472,597.49
Mar-24	160,000.02	24,929.61	28,581.99	213,511.62
Apr-24	28,260.87	10,207.66	50,464.81	88,933.34
<b>Total</b>	<b>1,097,655.28</b>	<b>255,737.75</b>	<b>244,505.88</b>	<b>1,597,898.91</b>

## 5. Assets and Fleet Management

### 5.1. FINANCIAL

#### Asset Management (*MFMA section 63*)

- a) Significant movable / immoveable assets under the control of the municipality.
- b) Continuous updates of the asset register. Depreciation for the year

No	Class Of Assets	Depreciation (July 2023 To March 2024)	April 2024
1	Building	R 5 971 776.21	R 663 530.69
2	Water	R 125 539 588.44	R 13 948 843.16
3	Sanitation	R 28 206 933.48	R 3 134 103.72
4	Computer Equipment	R 718 380.45	R 79 820.05
5	Furniture and Office Equipment	R 1 915 768.89	R 212 863.21
6	Machinery and Equipment	R 2 477 660.85	R 275 295.65
7	Motor Vehicle	R 8 873 365.05	R 985 929.45

This section of the report relates to the asset spend analysis (quantum and rand value) during the past quarter for all asset transactions.



Threshold– Other Asset Purchases	Quantity	Value
Transactions Exceeding R 1 000	1	R 172 400

No	Date	Cheque Number	Description Of Works	Amount
1	Apr-24	PTE/004/2024	Supply and delivery of 8 laptops as per attached specification	R172 400
<b>Total</b>				<b>R 172 400</b>

Threshold– Other Asset Purchases	Quantity	Value
Transactions not Exceeding R 1 000	N/A	0

The various threshold values in the table above determines the nature of the asset as well as the appropriate accounting treatment as follows:

Threshold– Infrastructure Asset Purchases	Quantity	Value
Transactions Exceeding R 1 000	29	<b>R 32 743 663.29</b>

No	Date	Cheque Number	Description Of Service	Amount
1	Apr-24	MDM/02/02/24-11	Claim 11 mageva water reticulation phase 2	R297 576.00
2	Apr-24	SHCE061/MDM-004	Claim 05 mageva water reticulation phase 2	R132 030.21
3	Apr-24	QUB7493	Claim 12 rotterdam regional groundwater scheme phase 2	R1 110 000.00
4	Apr-24	MOR 220424.	Claim 12 rotterdam regional groundwater scheme phase 2	R307 380.00
5	Apr-24	MDM2022-23-5A-013	Claim 13 makhushane water scheme phase 5a	R201 718.81
6	Apr-24	MDM2022-23-5B-014	Claim 14 makhushane water scheme phase 5b	R223 662.43
7	Apr-24	MDM2022-23-5C-014	Claim 14 makhushane water scheme phase 5c	R203 201.80
8	Apr-24	MDM2021-22-PH4-018	Claim 18 makhushane water scheme phase4	R116 930.53

9	Apr-24	11	Claim 13 makhushane water scheme phase 5b	R1 656 883.43
10	Apr-24	MDM-10/011	Claim 10 makhushane water scheme phase 5a	R2 205 395.31
11	Apr-24	MDM12-11	Claim 11 makhushane water scheme phase 5c	R1 283 063.30
12	Apr-24	8008/3B-011	Claim 11 sekgosese regional ground water phase 3b.	R126 894.21
13	Apr-24	KBE/SRGS/003	Claim 03 dsekgosese regional groundwater scheme phase 3d	R1 831 417.42
14	Apr-24	EF018660-0002	Claim 04 ritavi 2 regional water scheme phase 4d	R4 219 306.39
15	Apr-24	MDM2020-21/033-05E	Ritavi 2 water scheme phase 04e	R401 473.86
16	Apr-24	MDM2020-21/033-05D	Claim 06 ritavi 2 regional water scheme phase 04-d	R545 069.86
17	Apr-24	FM-INV000182	Claim 05 ritavi 2 regional water scheme phase 04d	R2 793 127.93
18	Apr-24	LEP 2023020C	Claim 04 lephephane water reticulation phase 3c	R439 315.85
19	Apr-24	LEP02	Claim 02 lephephane water reticulation phase c	R4 007 710.07
20	Apr-24	CARO-MDM-002	Claim 02 lephephane water reticulation phase a	R1 202 706.23

21	Apr-24	6431240707	Claim 08 lulekani water scheme kurhula phase 2c	R61 445.65
22	Apr-24	MCP00007	Claim 08 lulekani water scheme kurhula phase 2c	R316 237.60
23	Apr-24	8	Claim 08 lulekani water scheme kurhula phase 2c	R4 133 888.87
24	Apr-24	EF018663-0002	Claim 13 tours water reticulation phase 2d	R2 131 873.04
25	Apr-24	MAGSUP003149/2023/00	Purchase and supply and renovate a house at nkambako water works	R170 434.78
26	Apr-24	EF018640-0001	Supply and delivery of control valves and metering at giyani water sup	R1 007 620.40
27	Apr-24	EF018673-0002	Equipping borehole phola park village	R539 099.77
28	Apr-24	EF018673-0003	Equipping borehole at primrose village	R539 099.77
29	Apr-24	EF018673-0001	Equipping borehole sefototse village	R539 099.77
	<b>Total</b>			<b>R 32 743 663.29</b>

**ASSET DISPOSAL ANALYSIS REPORT:**

This section of the report relates to the asset disposals (quantity and rand value) that occurred during the past quarter for all disposal transactions by means of a transfer donation and tender or competitive sale process.

Threshold– Asset Disposed	Quantity	Value
Asset Disposals through Transfers	N/A	0
Asset Disposals through Donations	N/A	0
Asset Disposals through Tender or Sale Process	N/A	0
<b>TOTAL TRANSACTION VALUE (Including VAT)</b>		

**5.2. Fleet Report****1. Summary Expenditure on fleet.**

Period	Fuel Expenditure on Fleet	Fuel Expenditure on Borehole and Generators	Repairs And Maintenance Expenditure	Licensing of Fleet Expenditure	Total Expenditure
FEB-24	R 750 618,21	R 220 622,15	R 268 400,00	R 5 664,00	<b>R1 245 304,36</b>
MAR-24	R 870 719,77	R 206 206,35	R 136 547,43	R 31 302,00	<b>R1 244 775,55</b>
APRL-24	R 750 055,50	R 156 816,20	R 448 908,51	R91 236,00	<b>R 1 447 016,21</b>
<b>TOTAL</b>	<b>R1 621 337,98</b>	<b>R 583 644,70</b>	<b>R 853 855,94</b>	<b>R 128 202,00</b>	<b>R3 937 096,12</b>

**2. Summary listing on fleet status.**

Location	Number Of Vehicles & Plant	Operational	Non-Operational	Recommended Disposal	Accident/ Written Off
Tzaneen	41	17	20	4	0
Ba-Phalaborwa	25	08	14	3	0
Letaba	25	09	14	2	1
Giyani	62	19	36	5	2
Maruleng	24	11	1	2	0
<b>Total</b>	<b>177</b>	<b>63</b>	<b>85</b>	<b>16</b>	<b>3</b>

#### Factors on fleet.

Vehicles with challenges which are complex in nature have been taken the manufacturing company/dealerships for repairs, vehicles that have been repaired are now with operates and confirmed to be functioning satisfactorily.

The disposal process on feet is unfolding, an advert for acquiring an auctioneer has been issued to enhance the process, furthermore a report on additional fleet and other category of assets is being compiled, target date is end of May 2024.

### 3. List of vehicles with high fuel consumption.

Cost Name	Reg Num	Make	Fuel	Opening Odo	Closing Odo	Span	Litres	Grand Total
Maruleng	CXS343L	NISSAN	D	397573	405979	8406	2251.32	R 59 937,44
Tzaneen	FVJ470L	Liugong	D	933	1036	103	1654.32	R 39 992,10
Giyani	FDZ823L	FUSO	D	99784	101102	1318	2564.56	R 64 168,40

#### Factors on high fuel consumption.

The vehicles listed above are being utilized for service delivery programs at local and district level, all activities outside the programs are requested by the satellite managers, logbooks are submitted as a support for travelled trips.

### 4. Fleet with Zero/inaccurate readings on Odometers.

Cost Name	Reg Num	Make	Fuel	Opening Odo	Closing Odo	Span	Litres	Grand Total
Phalaborwa	CCR890L	Caterpillar	D	6180	6180	0	235.95	R 6 066,27
Maruleng	CWT163L	Nissan	D	465072	465072	0	1125.76	R 28 372,24
Giyani	FDZ823L	Fuso	D	99784	101102	1318	2564.56	R 64 168,40
Giyani	FGH522L	Fuso	D	117764	117764	0	259.48	R6 740,85

#### Factors on inaccurate readings

Inaccurate odometer readings on system have been reconciliation to confirm the accuracy on the transaction, discrepancies are reported to FNB.

#### 5. List of Fire and Rescue vehicle being registered for special classification.

No	Reg Num	Make	Location	Department
1	DRD 675L	Iveco Eurocargo	Fire Station-Modjadjiskloof	Fire Service
2	BKH 751L	Nissan Ud95 Truck	Fire Station-Ba-Phaborwa	Fire Service
3	CWL 357L	Toyota Landcruiser	Fire Station-Ba-Phaborwa	Fire Service
4	CJK 653L	Mercedes Atego	Fire Station- Tzaneen	Fire Service
5	CJK 630L	Mercedes Atego	Fire Station- Giyani	Fire Service
6	BVF 169L	Nissan Ud95 Truck	Fire Station- Tzaneen	Fire Service
7	CWL 359L	Toyota Landcruiser	Fire Station-Maruleng	Fire Service
8	CWL 361L	Toyota Landcruiser	Fire Station-Modjadjiskloof	Fire Service
9	CWL 317L	Toyota Landcruiser	Fire Station- Giyani	Fire Service

#### Factors on special classification of fire vehicles

The above-mentioned fire engines have been approved and are classified as special vehicles, reducing the licensing fee of municipal vehicles. Tata fire fighting vehicles (02) have not been approved for special classification because they are drop side trucks making them unqualified under special classification.

#### 6. Detailed Fleet Status



No	Reg No	Locations	Operational / Non-Operational	Comments/Remarks
1	BFL595L	Fire Station-Maruleng	Operational	
2	BFL614L	Fire Station-Ba-Phaborwa	Non-Operational	The vehicle needs service, shocks and suspension repair.
3	BFL630L	Fire Station-Modjadjiskloof	Operational	
4	BFL640L	Fire Station-Tzaneen	Operational	
5	BFL646L	Fire Station-Tzaneen	Operational	
6	BKH751L	Fire Station-Ba-Phaborwa	Operational	
7	BSB155L	Satellite Office- Giyani	To be disposed off	To be disposed off.
8	BSB169L	Satellite Office-Lukani	Non-Operational	The vehicle needs four tyres, front and rear brakes, as well full service, awaiting memo from the satellite.
9	BTL511L	Fire Station-Tzaneen	Operational	
10	BVF169L	Fire Station-Tzaneen	Operational	

11	BVP255L	Maruleng Local Municipality	Operational	
12	BVP257L	Maruleng Local Municipality	Operational	
13	CCR875L	Letaba Satellite	Non-Operational	The vehicle needs repairs on the air-valve, awaiting memo from satellite.
14	CCR880L	Tzaneen Satellite Office	Non-Operational	The vehicle needs a service, awaiting memo from roads and transport.
15	CCR890L	Ba-Phalaborwa Local Municipality	Operational	
16	CCR896	Maruleng Local Municipality	Operational	
17	CFG984L	Giyani Satellite Office	To be disposed off	To be disposed off.
18	CFG993L	Main office Mopani	Operational	To be disposed off.
19	CFH018L	Satellite Office Lulekani	Non-Operational	The vehicle is leaking hydraulic oil, the front suspension needs alignment/ request processed and sent to SCM.

20	CFH118L	Maruleng Local Municipality	Non-Operational	Written off due to an accident.
21	CFH143L	Giyani workshop	Non-Operational	The vehicle needs tyre replacement and service, awaiting memo from satellite.
22	CFJ256L	District Office	Operational	
23	CFW464L	Satellite Office- Giyani	Operational	
24	CJK630L	Fire Station Giyani	Non-Operational	The vehicle needs repairs on the fuse box and gear box, the request has been processed in Jan 2024.
25	CJK653L	Fire Station- Tzaneen	Operational	
26	CCR904L	Giyani workshop	Operational	
27	CRT136L	Satellite Office- Maruleng	To be disposed off	To be disposed off.
28	CRT149L	Satellite Office- Lukani	To be disposed off	To be disposed off.
29	CRT162L	Satellite Office- Kgapane	To be disposed off	To be disposed off.
30	CRT172L	Satellite Office- Nkowa Nkowa	To be disposed off	To be disposed off.
31	CRT182L	Satellite Office- Lukani	To be disposed off	To be disposed off.

32	CRT201L	Satellite Office- Giyani	To be disposed off	To be disposed off.
33	CRT205L	Satellite Office- Tzaneen	Operational	
34	CRT213L	Satellite Office- Nkowa Nkowa	To be disposed off	To be disposed off.
35	CRT216L	Satellite Office- Lukani	To be disposed off	To be disposed off.
36	CRT224L	Satellite Office- Maruleng	To be disposed off	To be disposed off.
37	CXS359L	Satellite Office- Nkowa Nkowa	Operational	
38	CTH418L	Fire Station- Giyani	Operational	
39	CTH428L	Fire Station- Giyani	Non-Operational	To be disposed off.
40	CTH432L	Fire Station- Modjadjiskloof	Operational	
41	CTH436L	Fire Station- Tzaneen	Non-Operational	The vehicle needs brakes, front discs and rear wheel, it also requires an engine overhaul, recommended for disposal.
42	CTH438L	Fire Station- Tzaneen	Operational	

43	CTH441L	Fire Station-Giyani	Operational	
44	CTH447L	Fire Station-Giyani	Operational	
45	CTH452L	Fire Station-Ba-Phaborwa	Operational	
46	CTH470L	Fire Station-Tzaneen	Operational	
47	CTM092L	Disaster Centre	Non-Operational	The vehicle needs a battery and tyres/ request processed sent to SCM.
48	CTM114L	Disaster Centre	Non-Operational	The vehicle needs a battery/ request processed sent to SCM
49	CTY877L	Satellite Office- Giyani	To be disposed off	To be disposed off
50	CWL357L	Fire Station-Ba-Phaborwa	Operational	
51	CWL359L	Fire Station-Maruleng	Operational	
52	CWL361L	Fire Station-Modjadjiskloof	Operational	
53	CWL371L	Fire Station-Giyani	Operational	
54	CWN034L	Greater Giyani Municipality	Operational	

55	CWT156L	Satellite Office-Giyani	Operational	
56	CWT163L	Satellite Office-Maruleng	Operational	
57	CWT173L	Satellite Office-Lukani	Non-Operational	The truck needs tyres and full wiring system, waiting for a memo from the satellite.
58	CWT183L	Satellite Office-Kgapane	Non-Operational	The vehicle needs two batteries, clutch kits and a spare wheel replacement, license disc expired, the request has been processed.
59	CWT190L	Satellite Office-Nkowa Nkowa	Non-Operational	The truck needs two front shocks, two tyres and service, the request has processed send to SCM on the 19 September 2023.
60	CWY114L	Fire Station-Maruleng	Non-Operational	The vehicle needs the internal mechanic to diagnose, waiting for progress from the internal machinic.
61	CXS343L	Satellite Office-Maruleng	Operational	The left side mirror needs replacement, hand brake needs adjustments, awaiting memo from satellite.
62	CXS351L	Satellite Office-Lulekani	Operational	The vehicle needs fuel filter repairs, battery and four tyres replacement, waiting for memo from satellite.
63	CXZ890L	Modjadjiskloof Fire Station	Non-Operational	The vehicle needs two batteries, brake pads, the radiator has leakages, request processed sent to SCM.

64	CXZ901L	Fire Station-Maruleng	Non-Operational	The vehicle needs roadworthy the request has processed.
65	DBY038L	Giyani Workshop	Non-Operational	Vehicle does not start, awaiting memo from satellite.
66	DJT611L	District Office	Operational	
67	DMC038N	Fire Station-Tzaneen	Non-Operational	Old trailer recommended for disposal.
68	DMC039N	Fire Station-Tzaneen	Non-Operational	Old trailer recommended for disposal.
69	DMR049L	Fire Station-Tzaneen	Operational	
70	DMR157L	Fire Station-Ba-Phaborwa	Non-Operational	The vehicle steering wheel needs repairs, Brake pads need replacement, Accelerator paddle need replacement, Hand/Emergency brake need attention, Leakages (Water, oil and diesel), Hydraulic oil level is not functional, Gear box not operational, awaiting memo from satellite.
71	DMT518L	Fire Station-Giyani	Operational	
72	DMT521L	Fire Station-Ba-Phaborwa	Non-Operational	The vehicle needs wiper blades, siren and emergency lights not functional, Gear box and wiring problems, awaiting memo.

73	DMT538L	Fire Station-Giyani	Non-Operational	The vehicle needs gearbox repairs /no budget allocated for the major repair/ replacement.
74	DMT543L	Fire Station-Tzaneen	To be disposed off	To be disposed off.
75	DMT550L	Fire Station-Tzaneen	Operational	
76	DMT553L	Fire Station-Tzaneen	Operational	
77	FGH 518L	Giyani Satellite Office	Non-Operational	The radiator is leaking, shocks need replacement, waiting for memo.
78	DNR486L	Fire Station-Tzaneen	Operational	
79	DNR492L	Nsami Stores	Non-Operational	The vehicle does not start, waiting memo from satellite.
80	DNR497L	Fire Station-Tzaneen	Operational	
81	DNR797L	Disaster Centre	Non-Operational	The vehicle needs repairs and two batteries, awaiting memo from satellite.
82	DRD675L	Fire Station-Modjadjiskloof	Non-Operational	The vehicle need PTO request has been processed March 2024
83	DSF544L	Fire Station-Modjadjiskloof	Non-Operational	The vehicle has an ignition problem, the petrol pump requires repairs, awaiting memo from Fire station.



84	DTP931L	Fire Station-Tzaneen	Non-Operational	The internal mechanic has diagnosed the problem/request processed sent to SCM.
85	DVM808L	Modjadjiskloof Fire Station	Operational	
86	DVM815L	Tzaneen Fire Station	Operational	
87	DVM820L	Modjadjiskloof Fire Station	Operational	
88	DVM829L	Maruleng Fire Station	Operational	
89	DVM856L	Tzaneen Fire Station	Operational	
90	DVM869L	Tzaneen Fire Station	Operational	
91	DVM872L	Maruleng Fire Station	Non-Operational	Written off due to accident.
92	DVM923L	Giyani Fire Station	Operational	
93	DVM935L	Phalaborwa Fire Station	Operational	
94	DVM938L	Phalaborwa Fire Station	Operational	
95	DYC799L	Executive Mayor S Office	To be disposed off	To be disposed off.

96	DZZ267L	Speakers Office	Operational	
97	FBH809L	Disaster Centre	Non-Operational	Refurbishment required on the vehicle, however there's no budget to refurbish the vehicle.
98	FCW259L	Satellite Office-Nkowa Nkowa	Non-Operational	The vehicle needs repairs on prop-shaft, request has been processed.
99	FCW264L	Satellite Office-Maruleng	Operational	
100	FCW268L	Satellite Office-Nkowa Nkowa	Operational	
102	FCW272L	Satellite Office-Lukani	Non-Operational	The vehicle needs four tyres, clutch and brakes repairs, waiting for memo from Satellite.
103	FCW292L	Workshop-Giyani	Non-Operational	The vehicle was Involved in an accident, the vehicle has been reported to insurance and the insurance company is investigating the matter.
104	FCW295L	Satellite Office- Giyani	Operational	
105	FCW299L	Satellite Office- Giyani	Operational	
106	FCW305L	Workshop-Giyani	Non-Operational	The vehicle has a problem of turbo charge, request has been processed submitted to SCM.

107	FCW308L	Satellite Office-Kgapane	Non-Operational	The vehicle needs repairs on speedo meter /request processed sent to SCM 29 Jan 2024
108	FCW317L	Workshop-Giyani	Operational	
109	FCW322L	Satellite Office- Giyani	Operational	
110	FCW328L	Satellite Office- Giyani	Operational	
111	FCW330L	Satellite Office-Lukani	Non-Operational	The vehicle needs service and brakes, waiting for a memo from the Satellite.
112	FCW337L	Satellite Office-Kgapane	Operational	
113	FCW343L	Satellite Office-Nkowa Nkowa	Operational	
114	FCW347L	Satellite Office-Nkowa Nkowa	Operational	The vehicle is at the dealership for repairs and maintenance.
115	FCW353L	Satellite Office-Kgapane	Operational	
116	FCW355L	Satellite Office- Giyani	Operational	
117	FCW360L	Satellite Office-Kgapane	Operational	
118	FCW362L	Satellite Office-Kgapane	Non-Operational	The vehicle needs brake-pads and leaks oil, the request has been

				processed and sent to SCM, on the 29 Jan 2024
119	FCW363L	Satellite Office-Nkowa Nkowa	Non-Operational	Involved in accident/written off.
120	FDZ819L	Lulekani Satellite Office	Non-Operational	The clutch needs replacement, the order has been issued for repairs.
121	FDZ823L	Giyani Satellite Office	Operational	
122	FDZ824L	Workshop-Giyani	Operational	
123	FFC519L	Lulekani Satellite Office	Operational	The vehicle needs brakes, waiting for memo from the Satellite.
124	FFC521L	Maruleng Satellite Office	Operational	
125	FFC524L	Giyani Workshop	Non-Operational	Involved in an Accident.
126	FFC528L	Workshop-Giyani	Operational	
127	FFC531L	Letaba Satellite	Non-Operational	The vehicle was involved in an accident, the insurance company has authorized a service provider for repairs on the vehicle.
128	FFM978L	Letaba Satellite	Non-Operational	The vehicle needs repairs on fuel gauge and the door handle is not operational

				/request processed sent to SCM on the 24 <sup>th</sup> August 2023.
129	FFM979L	Tzaneen Satellite Office	Non-Operational	The engine of the vehicle is overheating, waiting for memo from the Satellite.
130	FFM980L	Satellite Office- Giyani	Non-Operational	The vehicle has a gearbox problem/request processed sent to SCM.
131	FFM981L	Letaba Satellite	Non-Operational	The vehicle is currently at the service providers workshop, for repairs on the radiator.
132	FFM982L	Letaba Satellite	Operational	
133	FFM984L	Lulekani Satellite Office	Operational	
134	FFM985L	Maruleng Satellite Office	Operational	
135	FFS646L	Lulekani Satellite Office	Operational	
136	FFS653L	Letaba Satellite Office	Operational	The vehicle needs six tyre and two batteries, the request has been processed to SCM in Jan 2024
137	FFS658L	Maruleng Satellite Office	Operational	

138	FFS665L	Tzaneen Satellite Office	Non-Operational	The truck is due for service and requires six tyres, the request has been processed, awaiting an order.
139	FFS670L	Giyani Satellite Office	Non-Operational	The vehicle needs engine repairs, awaiting memo from satellite.
140	FFS672L	Satellite Office- Giyani	Non-Operational	The vehicle needs repair on the gearbox and replacement of shocks, awaiting memo from satellite.
141	FFS673L	Tzaneen Satellite Office	Non-Operational	The vehicle needs four tyres, the request has been processed and sent to SCM in Feb 2024.
142	FFM677L	Tzaneen Satellite Office	Non-Operational	The vehicle needs engine overhaul, waiting for a memo from the Satellite.
143	FFM678L	Tzaneen Satellite Office	Non-Operational	The vehicle has low pressure on gears, the request has been submitted in Jan 2024 to SCM.
144	FGH513L	Lulekani Satellite Office	Non-Operational	The vehicle needs front shocks, rear brakes and full service, request has been submitted to SCM, the vehicle also required roadworthy testing.
145	FGH 517L	Letaba Satellite	Non-Operational	The vehicle needs brakes replacement, oil leakages, the memo has been received from the satellite, request processed submitted to SCM.
146	FGH515L	Satellite Office- Giyani	Non-Operational	The vehicle awaits an order for addition work to be done from the previous issued order.

147	FGH521L	Maruleng Satellite Office	Operational	
148	FGH522L	Tzaneen Satellite Office	Operational	The vehicle has low pressure on gears and requires brake lining, the request has been processed.
149	FLF330L/ FHX724N old no plate	Greater Tzaneen Municipality	Non-Operational	The vehicle needs a battery, service and gearbox repair, roadworthy test, awaiting memo from satellite.
150	FMZ796L	Satellite Office- Giyani	Operational	
151	FMZ809L	Satellite Office- Giyani	Operational	The vehicle needs six front tyres , memo has submitted, the request has been processed.
152	FMZ821L	Satellite Office- Giyani	Operational	
153	FPW715L	Satellite Office- Giyani	Operational	
154	FPW716L	Satellite Office- Giyani	Operational	
155	FPW717L	Satellite Office- Giyani	Operational	
156	FSL948L	Tzaneen Fire Station	Operational	

157	FSL949L	Ba-Phalaborwa Fire Station	Operational	
158	FSL950L	Giyani Fire Station	Non-Operational	
159	FVJ470L	Maruleng Satellite Office	Operational new Grader	
160	FVS 047L	Phalaborwa Fire Station	Operational	
161	CWT186L	Satellite Office- Giyani	Operational	
162	CCR896L	Satellite Office- Giyani	Operational	
163	CHT452L	Phalaborwa Fire Station	Operational	
164	CZV236L	Letaba Satellite Office	Non-Operational	The vehicle needs hand brake adjustments, clutch, two batteries, shocks, the memo has been received and the request has been processed.
165	DVM892L	Maruleng Fire Station	Operational	
166	FDZ817L	Letaba Satellite Office	Non-Operational	The vehicle was involved in an accident March 2024



167	FFC532L	Giyani Satellite Office	Non-Operational	The vehicle has a booster clutch problem, a replacement of ten tyres and two batteries, waiting for memo.
168	FFM975L	Giyani Satellite Office	Non-Operational	The vehicle needs batteries, awaiting memo from satellite.
169	FSL949L	Giyani Fire Station	Operational	
170	FFC533L	Satellite Office- Giyani	Non-Operational	The vehicle needs repairs on brakes booster, clutch, the PTO hydraulic is leaking , the request has been received and processed to SCM.
171	FFC534L	Satellite Office- Giyani	Operational	
172	DMR157L	Phalaborwa Fire Station	Operational	
173	FFM976L	Letaba Satellite Office	Non-Operational	The vehicle has problem of water overheating, it has been booked for repairs.
174	FGH526L	Giyani Satellite Office	Non-Operational	The vehicle needs batteries, awaiting memo from satellite.
175	DKN020N	Modjadjiskloof Fire Station	To be disposed off	To be disposed off.
176	DNH797L/ FLZ502N old no	Disaster Centre	Non-Operational	The vehicle has an engine problem, awaiting memo from satellite.

177	CFH008L	Tzaneen Fire Station	Non-Operational	Written off due to accident
178	FZS852L	Main Office Mopani	Operational	
179	HFB767L	Main office Mopani	Operational	

## 7. FNB Fuel Expenditure Report April 2024

Cost Name	Reg Num	Make	Fuel	Opening Odo	Closing Odo	Span	Litres	Grand Total
Maruleng	BFL595L	Nissan	P	193846	194425	579	90.86	R2 346,20
Tzaneen Satellite	BFL630L	Nissan	P	307565	308270	705	168.15	R4 342,13
Tzaneen Satellite	BFL640L	Nissan	P	120446	121223	777	138.43	R3 567,85
Tzaneen Satellite	BTL511L	Toyota	P	184479	185428	949	147.08	R3 797,86
Phalaborwa	CCR890L	Caterpillar	D	6180	6180	0	235.95	R6 066,27
Giyani	CFG993L	Nissan	P	307368	309111	1743	122.10	R3 146,33
Giyani	CFJ256L	Mercedes Benz	D	159649	161815	2166	241.78	R6 317,95
Giyani	CFW464L	Nissan	P	361704	363458	1754	170.01	R4 591,05
Tzaneen Satellite	CJK653L	Mercedes Benz	D	45454	45714	260	94.65	R2 474,15
Giyani	CTH418L	Toyota	D	114728	115347	619	120.08	R3 128,10
Tzaneen Satellite	CTH432L	Toyota	P	135810	137440	1630	365.92	R9 832,65
Tzaneen Satellite	CTH438L	Toyota	P	147940	148770	830	185.22	R4 695,32

Giyani	CTH452L	Toyota	P	106053	106465	412	134.27	R3 437,80
Tzaneen Satelite	CTH470L	Toyota	P	153630	154046	416	54.94	R1 379,00
Giyani	CWL357L	Toyota	P	104059	104546	487	104.44	R2 683,00
Maruleng	CWL359L	Toyota	P	86606	87282	676	147.37	R3 831,45
Tzaneen Satelite	CWL361L	Toyota	P	71210	72465	1255	273.84	R7 007,59
Giyani	CWL371L	Toyota	P	52646	53544	898	171.04	R5 158,70
Maruleng	CWT163L	Nissan	D	465072	465072	0	1125.76	R 28 372,24
Giyani	CWT186L	Nissan	D	256333	261137	4804	1294.52	R 34 174,80
Maruleng	CXS343L	Nissan	D	397573	405979	8406	2251.32	R 59 937,44
Tzaneen Satelite	CXS351L	Nissan	D	281596	282615	1019	1345.72	R 33 708,36
Tzaneen Satelite	CXS359L	Nissan	D	234036	235301	1265	390.66	R9 809,75
Tzaneen Satelite	CXZ890L	Tata	D	19181	19400	219	70.10	R1 749,35
Tzaneen Satelite	DVM808L	Nissan	P	58282	59162	880	132.41	R3 324,22
Tazneen	DVM815L	Nissan	P	60156	61938	1782	226.67	R5 926,46
Maruleng	DVM829L	Nissan	P	132977	135933	2956	229.68	R5 913,36
Tzaneen Satelite	DVM856L	Nissan	D	51088	51337	249	34.56	R903,41
Tzaneen Satelite	DVM869L	Nissan	P	66270	67246	976	99.77	R2 576,06
Maruleng	DVM892L	Nissan	P	75696	77322	1626	202.17	R5 246,85
Giyani	DVM923L	Nissan	P	62893	64526	1633	135.20	R3 521,95
Tzaneen Satelite	DVM935L	Nissan	P	52806	54311	1505	210.59	R5 360,41
Tzaneen Satelite	DVM938L	Nissan	P	77887	79130	1243	98.50	R2 543,27
Maruleng	FCW264L	Nissan	D	292644	304359	11715	1161.52	R 29 405,32

Giyani	FCW268L	Nissan	P	174745	179805	5060	571.73	R 14 775,55
Giyani	FCW295L	Isuzu	D	219381	222983	3602	420.20	R 11 219,79
Giyani	FCW299L	Isuzu	D	209909	213517	3608	293.93	R7 915,50
Giyani	FCW322L	Isuzu	D	170073	175069	4996	441.82	R 12 363,90
Giyani	FCW328L	Isuzu	D	171301	177848	6547	552.35	R 14 874,80
Letaba	FCW337L	Isuzu	D	159032	166955	7923	740.29	R 20 137,95
Tzaneen Satelite	FCW343L	Isuzu	D	270771	276169	5398	505.61	R 12 853,15
Tzaneen Satelite	FCW347L	Isuzu	D	236215	237703	1488	138.09	R3 521,75
Giyani	FCW355L	Isuzu	D	176046	180332	4286	355.39	R9 577,68
Giyani	FDZ823L	Fuso	D	99784	101102	1318	2564.56	R 64 168,40
Tzaneen Satelite	FFC519L	Fuso	D	97897	102103	4206	649.66	R 16 729,55
Maruleng	FFC521L	Fuso	D	182317	182893	576	266.27	R6 949,90
Letaba	FFM976L	Fuso	D	107031	107267	236	89.47	R2 324,45
Letaba	FFM982L	Fuso	D	51313	52771	1458	478.38	R 12 170,65
Tzaneen Satelite	FFM984L	Fuso	D	89693	92101	2408	444.02	R 11 429,39
Maruleng	FFM985L	Fuso	D	188056	192294	4238	698.92	R 17 937,37
Tzaneen Satelite	FFS646L	Fuso	D	60461	63282	2821	504.75	R 12 802,09
Letaba	FFS653L	Fuso	D	71383	74700	3317	1017.41	R 25 964,40
Tzaneen Satelite	FFS678L	Fuso	D	69252	72774	3522	651.37	R 16 725,92
Maruleng	FGH521L	Fuso	D	95876	98727	2851	534.54	R 13 753,53
Giyani	FGH522L	Fuso	D	117764	117764	0	259.48	R6 740,85
Tzaneen Satelite	FMZ796L	Nissan	D	70681	74801	4120	1204	-R30 769,27
Tzaneen Satelite	FMZ821L	Nissan	D	62654	64736	2082	912.08	R 24 051,50

Letaba	FPW715L	Liugong	D	696	744	48	1086.84	R 27 478,62
Letaba	FPW717L	Liugong	D	9380	9882	502	611.80	R 15 874,11
Letaba	FSL948L		D	11644	11875	231	100.73	R2 633,08
Letaba	FSL949L	Nissan	D	2990	3263	273	112.88	R2 902,14
Letaba	FSL950L	Nissan	D	5473	5616	143	128.44	R3 458,90
Giyani	FVB047L	Liugong	D	8282	8857	575	881.30	R 22 652,20
Tzaneen Satelite	FVJ470L	Liugong	D	933	1036	103	1654.32	R 39 992,10
Tzaneen Satelite	FZS852L	Toyota	D	52092	57379	5287	648.35	R 16 568,90
								R750 055,50

#### 8. Fuel Expenditure on Boreholes:

##### Masingita Borehole Report April -24

Date	Receipt No.	Borehole No.	Location	Product Type	Litres	Unit Price	Total Amount
2024/04/04	63079	Nhlan-001	Hlaneki	Petrol/ Oil	215	R27,54	R5 920,50
2024/04/05	63080	Nkur-001	Nkuri	Petrol/ Oil	215	R27,54	R5 920,50
2024/04/05	63081	Combi Tool Cans	Giyani Fire Station	Petrol	50	R26,05	R1 302,50
2024/04/11	63083	H07-0142	Bochabelo	Diesel/ Oil	215	R28,40	R6 105,30
2024/04/12	63084	Tomu21-001	Tomu	Diesel/ Oil	215	R28,40	R6 105,30
2024/04/12	63085	Ntshux-001	Ntshuxi	Petrol/ Oil	215	R27,54	R5 920,50
2024/04/16	63086	Combi Tool Cans	Giyani Fire Station	Petrol	27	R29,30	R791,05

2024/04/17	63087	Homu D-001	Homu 14d	Petrol/ Oil	215	R27,54	R5 920,50
2024/04/18	63088	H14-0210	Rivala	Diesel/ Oil	215	R28,40	R6 105,30
2024/02/19	63089		HOEDSPRUIT FIRE STATION	DIESEL	25	R26,93	R673,25
2024/04/26	63090	Combi Tool Cans	Giyani Fire Station	Petrol	25	R26,05	R651,25
2024/04/26	63091	H14-0083	Loloka	Diesel/ Oil	215	R28,40	R6 105,30
2024/04/26	63092	Lol-001	Loloka	Petrol/ Oil	215	R27,54	R5 920,50
2024/04/26	63093	Sikh-002	Skhunyani	Petrol/ Oil	215	R27,54	R5 920,50
2024/04/30	63095	H14-0372	Rivala	Diesel/ Oil	215	R28,40	R6 105,30
2024/04/30	63096	Hfb767l	Giyani Main Office	Petrol	55,38	R26,05	R1 442,65
<b>TOTAL</b>							<b>R70 910,20</b>

### Rhineland Borehole Report April-24

Date	Recei pt No.	Borehole No.	Location	Product Type	Litre	Unit Price	Total Amount
2024/04/08	45089	H08-0855	Maruleng Satellite	Diesel	200	R27,18	R5 436,00
2024/04/08	45089	H08-0855	Maruleng Satellite	Sae 30 5l	1	R450,00	R450,00
2024/04/08	45090	H08-8869	Maruleng Satellite	Diesel	100	R27,18	R2 718,00
2024/04/04	45090	H08-8869	Maruleng Satellite	Sae 30 5l	1	R450,00	R450,00

2024/04/09	45091	SKGP-CVC-003	Letaba Satellite	Diesel	210	R27,46	R5 766,60
2024/04/09	45091	SKGP-CVC-003	Letaba Satellite	Sae 30 5l	1	R450,00	R450,00
2024/04/09	45092	H09-0013B	Letaba Satellite	Diesel	210	R450,00	R5 766,60
2024/04/09	45092	H09-0013B	Letaba Satellite	Sae 30 5l	1	R450,00	R450,00
2024/04/15	45093	MAH-21-001/MATI-003	Tzaneen Satellite	Diesel	210	R450,00	R5 951,40
2024/04/15	45094	MASH-21-001	Tzaneen Satellite	Ulp 95	100	R28,32	R2 832,00
2024/04/15	45095	88804/08891	Tzaneen Satellite	Ulp 95	50	R450,00	R1 416,00
2024/04/15	45096	H07-0315/H10-0787	Tzaneen Satellite	Diesel	210	R28,34	R5 951,40
2024/04/15	45097	H10-0787/MMK21-002	Tzaneen Satellite	Diesel	210	R450,00	R5 754,00
2024/04/15	45097	H10-0787/MMK21-002	Tzaneen Satellite	Ulp 95	210	R28,32	R5 947,20
2024/04/15	45097	H10-0787/MMK21-002	Tzaneen Satellite	Sae 30 5l	1	R450,00	R450,00
2024/04/15	45097	H10-0787/MMK21-002	Tzaneen Satellite	Multigrade 5l	1	R450,00	R450,00
2024/04/17	45098	NWAJA-001	Tzaneen Satellite	Diesel	100	R450,00	R2 834,00
2024/04/18	45099	H08-0894	Tzaneen Satellite	Diesel	210	R28,34	R5 951,40
2024/04/18	45100	8720	Modjadjisk loof Fire	Ulp 95	70	R450,00	R1 982,40

2024/04/26	45101	H08-0803	Maruleng Satellite	Diesel	100	R27,19	R2 719,00
2024/04/26	45101	H08-0803	Maruleng Satellite	Sae 30 5l	1	R450,00	R450,00
2024/04/26	45102	H08-1965	Maruleng Satellite	Diesel	100	R27,19	R2 719,00
2024/04/26	45102	H08-1965	Maruleng Satellite	Multigrade 5l	1	R450,00	R450,00
2024/04/29	45103	H08-0856B	Maruleng Satellite	Diesel	100	R27,18	R2 718,00
2024/04/29	45103	H08-0856B	Maruleng Satellite	Multigrade 5l	1	R450,00	R450,00
2024/04/26	45104	H08-1286	Maruleng Satellite	Diesel	100	R27,19	R2 719,00
2024/04/26	45104	H08-1286	Maruleng Satellite	Sae 30 5l	1	R450,00	R450,00
2024/04/26	45105	H08-0806B	Maruleng Satellite	Diesel	100	R27,19	R2 719,00
2024/04/26	45105	H08-0806B	Maruleng Satellite	Sae 30 5l	1	R450,00	R450,00
2024/04/26	45106	H08-0550	Maruleng Satellite	Diesel	100	R450,00	R2 719,00
2024/04/26	45106	H08-0550	Maruleng Satellite	Sae 30 5l	1	R450,00	R450,00
2024/04/29	45107	MOL-21-001	Maruleng Satellite	Diesel	200	R27,18	R5 436,00
2024/04/29	45107	MOL-21-001	Maruleng Satellite	Multigrade 5l	1	R450,00	R450,00
						<b>TOTAL</b>	<b>R85 906,00</b>

## 9. Licensing Expenditure Report.



A. Directorate	Votes	Make/Model	Reg No.	Amount
1. Water Services	055	Fuso Fj	FDZ 823 L	R 21 192.00
	055	Isuzu D Max	FCW 337 L	R 678.00
	055	Isuzu D Max	FCW 308 L	R 816.00
	055	Nissan Ud 85	CWT 156 L	R 7 770.00
	055	Isuzu D Max	FCW 362 L	R 678.00
	055	Terex Off Road	CRT 224 L	R 168.00
				<b>R 31 302.00</b>

## 1. SUPPLY CHAIN MANAGEMENT

### Major achievements April 2024

Demand Management: Supply Chain Management process	April 2024
Description	No
Bids considered / approved by BSC (SCM reg. 27)	
Bids approved by MM for advertisement from BSC	
New bids advertised on MDM website/notice board	
Bids closed / opening register place on MDM website/notice board	0

<b>Acquisition Management: Supply Chain Management process</b>	<b>3<sup>rd</sup> Quarter 2024</b>
<b>Description</b>	<b>No</b>
Total orders below R100 000 for 3 <sup>rd</sup> Quarter 2024	132
Total orders above R100 000 for 3 <sup>rd</sup> Quarter 2024	33
Total deviation orders processed for 3 <sup>rd</sup> Quarter 2024	03
Bid awarded / approved / appointed by MM (No. Service Providers)	0
SCM Reg. 32 Bid approved / appointed by MM	0
SCM Reg. 36 Bid approved / appointed by MM	0
Bids Awards place on Notice/website	0
Bids Awards reported to Treasury	0
Bids reported to External e.g. CIDB	0
Irregular Expenditure for 3 <sup>rd</sup> Quarter 2024	0

**Total deviation orders processed for April 2024**

DEVIATION TYPE	
1. In case of an emergency	3
2. Sole supplier or single provider only or	4
3. Acquisition of special works of art or	0
4. historical objects (spec are difficult to compile)	0
5. Acquisition of animals for zoos; or	0
6. In any other exceptional case where it is impractical or impossible to follow the official procurement processes	0
<b>Total</b>	<b>7</b>

DATE	DEPARTMENT	SUPPLIER	AMOUNT	SERVICES REQUIRED	REASON FOR DEVIATION
Tuesday, April 23, 2024	Water Services	Mercurius Motors Polokwane CV	94,612.14	REPAIRS AND MAINTANANCE FOR FFC521L	Single supplier
Tuesday, April 23, 2024	Technical Services	BURGERS EQUIPMENT AND SPARES S	208,288.62	CUTTING EDGE 19MM PLATE UNDERWAY CLG4215/425 BOLT (SSTO 01B1674) CLG4215	Single supplier
Tuesday, April 2, 2024	Community Services	TIANI PROJECTS	224,400.00	SUPPLY AND DELIVERY OF MATTRESS 350 FOR DISASTER RELIEF	Emergency
Tuesday, April 2, 2024	Community Services	MAZOYE TRADING AND PROJECTS	276,500.00	SUPPLY AND DELIVERY OF 350 BLANKETS FOR DISASTER RELIEF	Emergency
Tuesday, April 2, 2024	Community Services	PHAMELELA TRADING ENTERPRISE	530,000.00	SUPPLY AND DELIVERY OF IBR ALUMINIUM COATED METAL SHEETS SHELTERS EMER HOUSE *10 FOR DISASTER RELIEF	Emergency
Tuesday, April 23, 2024	Water Services	NTT TOYOTA TZANEEN	127,215.63	SERVICE LAND CRUISER CWL357L, CWL371L, CWL361L, CWL359L.	Single supplier
Tuesday, April 23, 2024	Water Services	NTT HONDA AUTO TZANEEN	145,787.54	REPAIR AND MAINTANANCE ON FCW322L, REPLACEMENT OF ALTERNATOR AND VBELT FOR FCW347L	Single supplier

#### Publication of bids for April 2024

No	Bid number	Bid description	Bid advert date	Bid closing date
1	MDM 2023/24-019	Supply and delivery of laptops and desktop computers for Mopani District Municipality for a period of 12 Months. (Rate based bid)	15 Apr 2024	29 Apr 2024
2	MDM 2023/24-20	Supply, delivery and set up of Three (3) servers in Mopani District Municipality.	15 Apr 2024	29 Apr 2024
3	MDM 2023/24-021	Refurbishment of Two (2) server rooms (1 in Giyani and 1 in Tzaneen) for Mopani District Municipality.	15 Apr 2024	29 Apr 2024

MDM 2023/24-015	Tours Water Reticulation to 25 Villages-Phase 3 (2023/24)	Technical Services	9 Feb 2024	15 Mar 2024	8 May 2024	TBC	Under evaluation
MDM 2023/24-019	Supply and delivery of laptops and desktop computers for Mopani District Municipality for a period of 12 Months. (Rate based bid)	Corporate Services	15 Apr 2024	29 Apr 2024	21 May 2024	TBC	Awaiting evaluation
MDM 2023/24-20	Supply, delivery and set up of Three (3) servers in Mopani District Municipality.	Corporate Services	15 Apr 2024	29 Apr 2024	21 May 2024	TBC	Awaiting evaluation
MDM 2023/24-021	Refurbishment of Two (2) server rooms (1 in Giyani and 1 in Tzaneen) for Mopani District Municipality.	Corporate Services	15 Apr 2024	29 Apr 2024	21 May 2024	TBC	Awaiting evaluation

#### Unauthorised, Irregular, Fruitless and Wasteful expenditure.

\*See attached register.

Description	Opening Balance	Additions***	Total Expenditure
	R`000		R`000
Unauthorised expenditure	1, 303,588	0	1,303,588
Irregular expenditure	1,336,460	0	1,336,460
Fruitless and wasteful expenditure	466,031	0	466,031

**Commitments.**

\*A detailed commitment register is attached for ease of reference.

Description	Opening Balance as at 01 July 2023	Closing balance as at 30 April 2024
Capital commitments	2,015,574,456.78	1,709,161,325.98
Operational Commitments	98,027,228.00	40,426,516.77

### 1.6 Contract Management

#### Contract Register

Please see attached the 2023-24 Contract register

### 1.7 List of Active Panels

The table below depicts a list of all active panels of service providers in MDM.

No	Description	Contract Number	Award date	Duration
1	Travel Management Services	MDM 2021/22/011	6-September 2022	36 Months
2	Panel of attorneys	MDM 2020/21-050	22 September 2021	36 Months
3	Panel of Physical Security	MDM 2022/23-20	08 February 2022	36 Months
4	Panel of Water Chemicals	MDM 2022/23-21	1 March 2023	36 Months
5	Panel of Contractors for CIDB Grade 4-6 CE/EP/ME/SQ	MDM 2022/23-22	1 March 2023	36 Months
6	Panel of service providers to prepare Annual financial Statements for Mopani District Municipality for a period of 36 Month	MDM 2022/23-065	2 June 2023	36 Months
7	Panel of service providers to perform asset verification and updating asset register for Mopani District Municipality for a period of 36 Months	MDM 2022/23-064	2 June 2023	36 Months
8	Panel of service providers for provision of water tankering service for a period of 36 months	MDM 2022/23-067	2 August 2023	36 Months
9	Panel of service providers for hiring TLB service for a period of 36 months	MDM 2022/23-070	2 August 2023	36 Months
10	Panel of service providers for supply and delivery of PPE for water employees for Mopani District Municipality for a period of 36 Months	MDM 2023/24-01	4 December 2023	36 Months
12	Panel of service providers for supply and delivery of PPE for fire and rescue officials for Mopani District Municipality for a period of 36 Months	MDM 2023/24-02	4 December 2023	36 Months
13	Panel of skills development providers to facilitate various skills development programmes for Mopani District Municipality for a period of 36 Months	MDM 2023/24-05	14 December 2023	36 Months
14				

### 1.8 LIST OF TERMINATED CONTRACTS

MDM has not terminated any contract during April 2024.

### 1.9 INVENTORY MANAGEMENT

Inventory summaries: stock on hand, movements and non-moving stock.

STORE	STOCK ON HAND	ISSUES	RECEIVED GOODS	NON MOVING STOCK	Narration
NSAMI	R 1,996,676.30	R 829,035.28	R -	R 475,533.06	N/A
PHALABORWA	R 2,787,745.37	R 59,136.02	R 675.00	R 826,534.54	N/A
TZANEEN	R 1,500,623.00	R 200,000.00	R 59,145.00	R 380,870.73	N/A
MARULENG	R 250,000.00	R 45,000.00	R 16,103.00	R 27,244.60	N/A
LETABA	R 254,033.44	R 19,807.89	R 13,876.50	R -	N/A
STATIONERY	R 92,681.12	R 105,091.37	R 18,200.00	R 2,295.00	N/A
GIYANI	R -	R 400,000.00	R 400,000.00	R -	NO STOCK ON HAND BECAUSE THERE IS NO STORE, THEY REQUEST TO USE.

TOTALS	R 6,881,759.23	R 1,258,070.56	R 107,999.50	R 1,712,477.93	N/A
--------	-------------------	----------------	--------------	-------------------	-----



#### Departmental administration progress reporting

Matter	Progress	Challenges
Take over of key accounts from BPM	<ul style="list-style-type: none"> <li>- The Billing system has been implemented, tested and ready for issuing the first billing invoices.</li> <li>- Customer details were received and capture into the billing system.</li> <li>- Meter readings were received and verify</li> </ul>	The Ba Phalaborwa municipality is objecting to the take-over process
Vhembe District Municipality	<ul style="list-style-type: none"> <li>- The Contract has been signed by both the district.</li> <li>- VDM is paying as agreed in the contract</li> </ul>	None
Audit and AFS process	<ul style="list-style-type: none"> <li>- The AFS were submitted by end of August 2023, with a qualified audit opinion.</li> </ul>	None
DWS	<ul style="list-style-type: none"> <li>- The Repayment agreement was signed by the District Municipality awaiting the DWS.</li> </ul>	None

	<ul style="list-style-type: none"> <li>- An interest amounting to R167m has been written off.</li> <li>- A down payment amounting to R28m which equals to 10% of the Capital amount owe will be paid to the DWS soon after the repayment agreement is signed</li> </ul>	
LNW	<ul style="list-style-type: none"> <li>- The repayment agreement has been drafted awaiting Lepelle to inform the district on the decision making</li> </ul>	Awaiting response on the Repayment agreement which is taking longer than anticipated
Access to Munsoft	<ul style="list-style-type: none"> <li>- The assets configuration is in progress.</li> <li>- The TB not pulling all the data strings for reporting purposes.</li> <li>- Delay in accounting processes.</li> <li>- Non- Implementation of project management module</li> </ul> <p>System Analysis</p> <ul style="list-style-type: none"> <li>- AGSA also noted a deficiency in the system which impact a significant control deficiency. The system currently reconciles payment using payment dates, supplier name and dates. This method of reconciliation exposes the municipality to possible financial losses.</li> </ul>	<p>High level of downtime on the system that affect the efficiency.</p> <p>Project expenditure report not aligned.</p>
<b>MSCOA Road Map</b>	<ul style="list-style-type: none"> <li>• Asset register will be on the system as the assets module functional.</li> <li>• Debtors' module activated.</li> <li>• System is closed at month-end before monthly data strings are submitted.</li> <li>• Budget is locked and amended through adjustment and virement only.</li> </ul>	<ul style="list-style-type: none"> <li>• Training on project management will be processed.</li> </ul>

